

Apps to help with Remote Learning

This is a list of things you can do to make reading and writing easier when you are learning from home. Each section has a link for how to do it on Google, Apple, Microsoft or Android. Just click the one for the device you use.



Help with reading

1. Reading websites and work out loud

Google Chrome

- **Read Aloud** - When you have installed it in google chrome, you can select what you want to read and click the loudspeaker icon.
<://chrome.google.com/webstore/detail/read-aloud-a-text-to-speech/hdhinadidafjejdhmfkjgnolgimiapl?hl=en>
- You can turn on '**Screen Reader**' in your school google account
[Get help reading text on a screen - Computer - Google Account Help](#)

iPAD/iOS

- 'Speak selection' or 'Speak Screen'
[Using Speak Selection on Your Ipad](#)
- [Text to Speech on iPads and iPhones](#)

Microsoft Word

- You can download this and add it to Word
<https://www.wordtalk.org.uk/home/>
- You can use the Microsoft Windows dictation command for your whole windows computer <https://www.wikihow.com/Dictate-on-Word>

- You can use 'Speak text to speech' in Word or Powerpoint [Use the Speak text-to-speech feature to read text aloud](#)

Android

- [Select to Speak - Android Accessibility Help](#)
- [Text-to-speech output - Android Accessibility Help](#)
- [Text To Speech Reader](#) (download the app)

2. Pain or headaches or blurry vision when you read:

Change the **background colour or add a tint to the screen**

Google chrome

- **Colour Overlay** for Google Chrome to reduce the contrast - [Ad Added Color Overlay 2](#)

iPAD/iOS

- [How to use Display Accommodations on iPhone and iPad](#)

Microsoft Word

- [Add, change, or delete the background color in Word](#)

Android

- Download a colour overlay app like **Screen Overlays**
play.google.com/store/apps/details?id=com.devahead.screenoverlays
- Or **Tintvision**
play.google.com/store/apps/details?id=com.emcreations.tintvision&hl=en_GB

3. Make the writing bigger:

Google Chrome 

- [Change text, image and video sizes \(zoom\) - Google Chrome Help](#)

iPAD/iOS 

- Use the 'Zoom' function - [How to use Zoom in Accessibility on iPhone and iPad](#)
- [Using the Ipad to Support Learners with Visual Difficulties](#)

Microsoft Word 

- [Change the font size](#)

Android 

- [Magnification - Android Accessibility Help](#)
- [Font size and display size - Android Accessibility Help](#)



Help with writing

Speaking what you want to type (dictation)

Google Chrome 

- **Google Docs** Open a new document and clicking 'Tools' and selecting 'voice typing' [Voice Typing in Google Docs](#)

iPAD/iOS

- **Speaking what you want to type (dictation)**
<https://www.callscotland.org.uk/information/speech-recognition/siri/>

Microsoft office (Word)



- **Dictate** is an app you can download and add to Microsoft word
- You can use a tool in Word to let you speak what you want to write - instructions here: [Dictate text using Speech Recognition - Windows Help](#)







Android



- Use **google voice typing** on your device [Android](#)



[Help with new/tricky word meanings](#)

- An excellent online dictionary with simple, easy to understand definitions is **Cambridge Learner's Dictionary** - [Definitions & Meanings](#)   
- You can search by saying the word in the Merriam Webster dictionary , so spelling isn't important. [Dictionary by Merriam-Webster: America's most-trusted online dictionary](#) use online or download app for apple/android.   
- Merriam Webster Visual Dictionary - This uses images to help you remember word meanings
<http://www.visualdictionaryonline.com/index.php> use online or download app for apple/android. 